

## DIN unions



### Introduction

DIN union is composed of DIN-13 ROUND NUT, DIN-14 WELD LINER, DIN-15 WELD MALE, and SEAL.

DIN UNION includes DIN UNION IMPERIAL, ISO TYPE, AND DIN EXPANDING, DIN 11850, DIN 11851, and DIN11852 which can supply what you need.

The materials are offered for food, dairy, beverage, meat processing, vacuum processing, pharmaceutical, chemical, and many other industries.

It is necessary you specify at the time when orders be placing if heat numbers and MTR's are required.

Sanitary DIN Ferrules that ZHENG YU offers are made by forged. DIN unions that ZHENG YU offers are made by casting, but forged material are required.

The DIN Ferrules could be conformed to DIN Blank End Cap which is made by solid bar, DIN Clamp and other Adapters.

### Specifications:

\* Materials:

- 304, 304L, 316L / 1.4401, 1.4301

- Sanitary DIN Ferrules that CSE offers are made by forged. DIN unions that CSE offers are made by casting, but forged material are required.

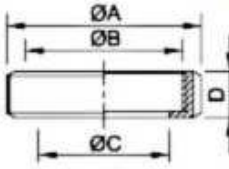
\* Size range:

- DIN UNIONS: DN10, DN15, DN20, DN28, DN34, DN40, DN52, DN70, DN80, DN100, DN125 and DN150.

- DIN FERRULES: DN10, DN15, DN20, DN28, DN34, DN40, DN52, DN70, DN80, DN100, DN125, DN150, DN200

\* Seal: - EPDM, SILICON, VITON

**DIN Round Nut DIN-13R**



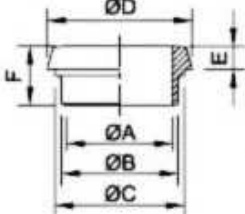
DIN	A	B	C	D	Slots
10	38	RD 28x1/8	19	18	4
15	44	RD 34x1/8	25	18	4
20	54	RD 44x1/8	31	21	4
25	63	RD 52x1/8	36	21	4
32	70	RD 58x1/8	42	21	4
40	78	RD 65x1/8	49	21	4
50	92	RD 78x1/8	62	22	4
65	112	RD 95x1/8	80	25	6
80	127	RD 110x1/4	94	30	6
90	138	RD 120x1/4	104	30	6
100	148	RD 130x1/4	115	31	6
125	178	RD 160x1/4	138	35	6
150	210	RD 190x1/4	164	40	6

**DIN Blank Nut DIN-13RBN**



DIN	A	B	C	D
10	38	RD 28x1/8	18	15
15	44	RD 34x1/8	18	15
20	54	RD 44x1/8	21	18
25	63	RD 52x1/8	21	18
32	70	RD 58x1/8	21	18
40	78	RD 65x1/8	21	18
50	92	RD 78x1/8	22	19
65	112	RD 95x1/8	25	21
80	127	RD 110x1/4	30	26
90	138	RD 120x1/4	30	2
100	148	RD 130x1/4	31	26
125	178	RD 160x1/4	35	30
150	210	RD 190x1/4	40	34

**DIN Welding Liner DIN-14**



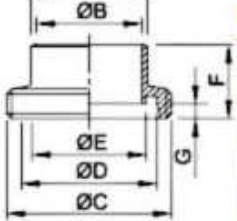
DIN	A	B	C	D	E	F
10	10	13	18	22	6	17
15	16	19	24	28	6	17
20	20	23	30	36	8	18
25	26	29	35	44	10	22
32	32	35	41	50	10	25
40	38	41	48	56	10	26
50	50	53	61	68	11	28
65	66	70	79	86	12	32
80	81	85	93	100	12	37
90	89	93	103	111	15	35
100	100	104	114	121	15	44
125	125	129	137	150	17	34
150	150	154	163	176	18	37

**DIN Expanding Liner DIN-14R**



DIN	A	B	C	D	E	F
10	10	12.2	18	22	17	6
15	16	18.2	24	28	17	6
20	20	22.2	30	36	18	8
25	26	28.2	35	44	22	10
32	32	34.2	41	50	25	10
40	38	40.2	48	56	26	10
50	50	52.2	61	68	28	11
65	66	70.3	79	86	32	12
80	81	85.3	93	100	37	12
100	100	104.3	114	120	44	15
125	125	129.3	137	149	34	17
150	150	154.3	163	175	37	18

**DIN Welding Male DIN-15**



DIN	A	B	C	D	E	F	G
10	13	10	RD 28x1/8	20	12	21	4
15	19	16	RD 34x1/8	26	18	21	4
20	23	20	RD 44x1/8	33	23	24	6
25	29	26	RD 52x1/8	40	30	29	7
32	35	32	RD 58x1/8	46	36	32	7
40	41	38	RD 65x1/8	52	42	33	7
50	53	50	RD 78x1/8	64	54	35	7
65	70	66	RD 95x1/8	81	71	40	8
80	85	81	RD 110x1/4	95	85	45	8
90	93	89	RD 120x1/4	114	104	45	10
100	104	100	RD 130x1/4	114	104	54	10
125	129	125	RD 160x1/4	142	130	46	12
150	154	150	RD 190x1/4	167	155	50	13

**DIN Expanding Male DIN-15R**

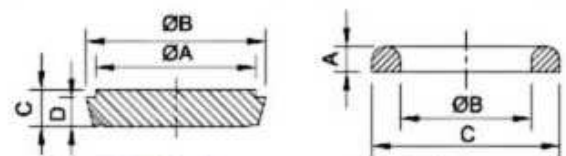


DIN	A	B	C	D	E	F
10	18	12.2	10	RD 28x1/8	4	21
15	24	18.2	16	RD 34x1/8	4	21
20	30	22.2	20	RD 44x1/8	6	24
25	35	28.2	26	RD 52x1/8	7	29
32	41	34.2	32	RD 58x1/8	7	32
40	48	40.2	38	RD 65x1/8	7	33
50	61	52.2	50	RD 78x1/8	7	35
65	79	70.3	66	RD 95x1/8	8	40
80	93	85.3	81	RD 110x1/4	8	45
100	114	104.3	100	RD 130x1/4	10	54
125	137	129.3	125	RD 160x1/4	12	46
150	163	154.3	150	RD 190x1/4	13	50

**DIN Imperial Welding Liner**



SIZE	A	B	C	D	E	F	G
1.0"	22.1	25.4	35.0	26.0	44	22	13
1.5"	34.8	38.1	48.0	38.0	56	25	13
2.0"	47.5	50.8	61.0	50.0	68	28	14
2.5"	60.2	63.5	79.0	66.0	86	32	16
3.0"	72.9	76.2	93.0	81.0	100	37	19
4.0"	97.6	101.6	114.0	100.0	121	44	19



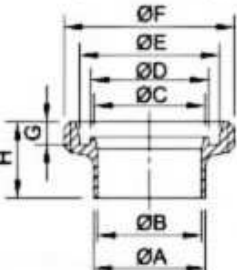
**DIN14B Blanks**

DIN	A	B	C	D
10	18	22.5	9	6
15	24	28.5	9	6
20	30	36.5	11	8
25	35	44	13	10
32	41	50	13	10
40	48	56	13	10
50	61	68.5	14	11
65	79	86	16	12
80	93	100	16	12
100	114	121	20	15
125	137	150	22	17
150	163	176	24	18

**DIN Seal Ring (EPDM, Silicon, Viton)**

DIN	A	B	C
20	4.5	23	33
25	5	30	40
32	5	36	46
40	5	42	52
50	5	54	64
65	5	71	81
80	5	85	95
100	5	104	114

**DIN Imperial Welding Male**



SIZE	A	B	C	D	E	F	G	H
1.0"	25.4	22.1	26.0	30	40	RD 52x1/8	7	29
1.5"	38.1	34.8	38.0	42	52	RD 65x1/8	7	33
2.0"	50.8	47.5	50.0	54	61	RD 78x1/8	7	35
2.5"	63.5	60.2	66.0	71	81	RD 95x1/8	8	40
3.0"	76.2	72.9	81.0	86	96	RD 110x1/4	8	45
4.0"	101.6	97.6	100.0	105	115	RD 130x1/4	10	54